

Q1 Department/ Stream/Course

Answered: 546 Skipped: 0

Q2 You are currently in which Year ?

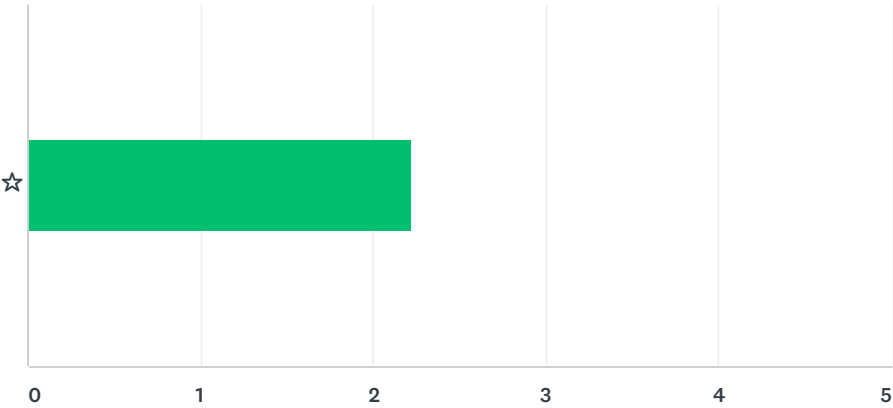
Answered: 546 Skipped: 0

Q3 Mention Your Section

Answered: 546 Skipped: 0

Q4 Rate the Laboratories & Equipment's of IEM

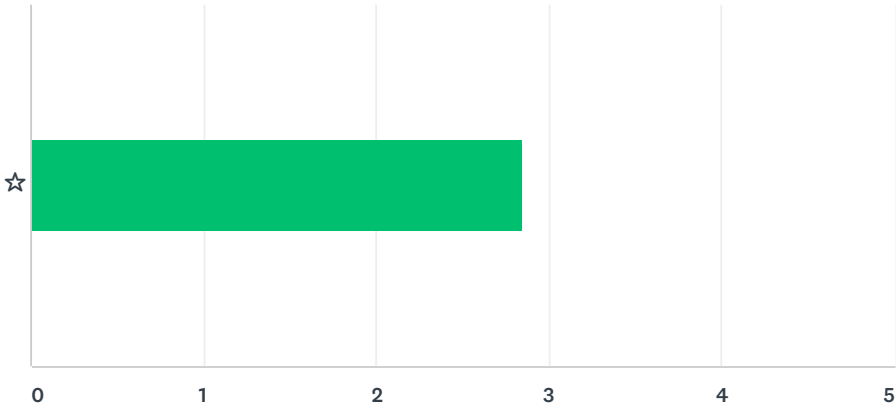
Answered: 542 Skipped: 4



	NEED IMPROVEMENT	SATISFACTORY	GOOD	EXCELLENT	TOTAL	WEIGHTED AVERAGE
☆	32.29% 175	23.43% 127	34.13% 185	10.15% 55	542	2.22

Q5 Rate the Library of IEM

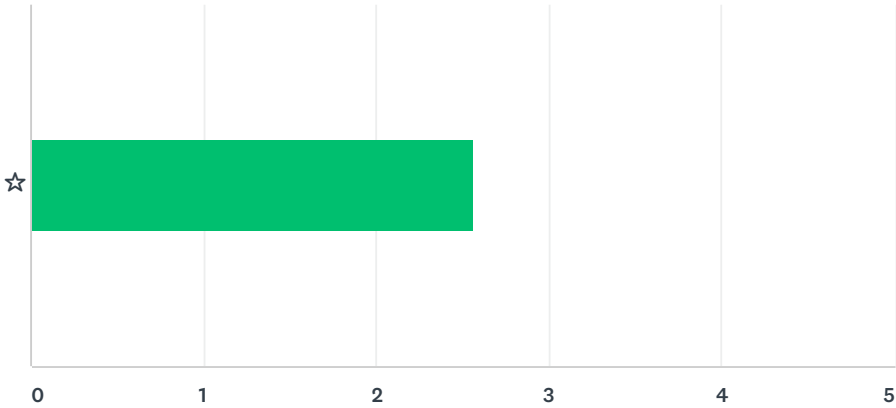
Answered: 540 Skipped: 6



	NEED IMPROVEMENT	SATISFACTORY	GOOD	EXCELLENT	TOTAL	WEIGHTED AVERAGE
☆	10.93% 59	20.93% 113	40.93% 221	27.22% 147	540	2.84

Q6 Rate the Computer Facilities of IEM

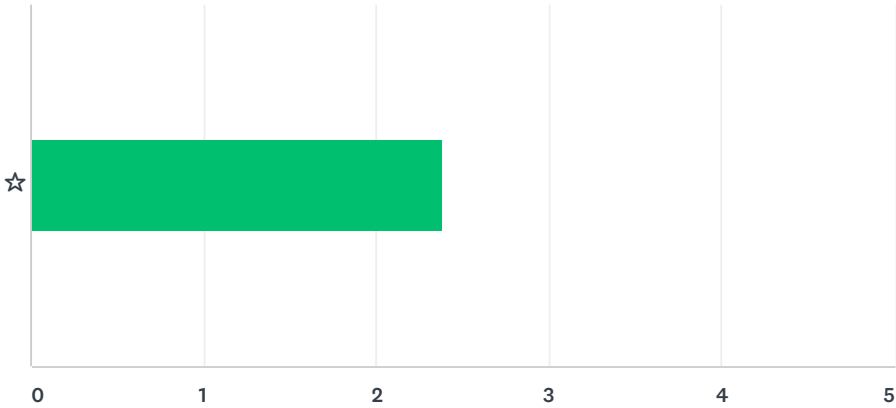
Answered: 524 Skipped: 22



	NEED IMPROVEMENT	SATISFACTORY	GOOD	EXCELLENT	TOTAL	WEIGHTED AVERAGE
☆	17.18% 90	25.19% 132	41.79% 219	15.84% 83	524	2.56

Q7 Rate the Internet & Wi-Fi facility of IEM

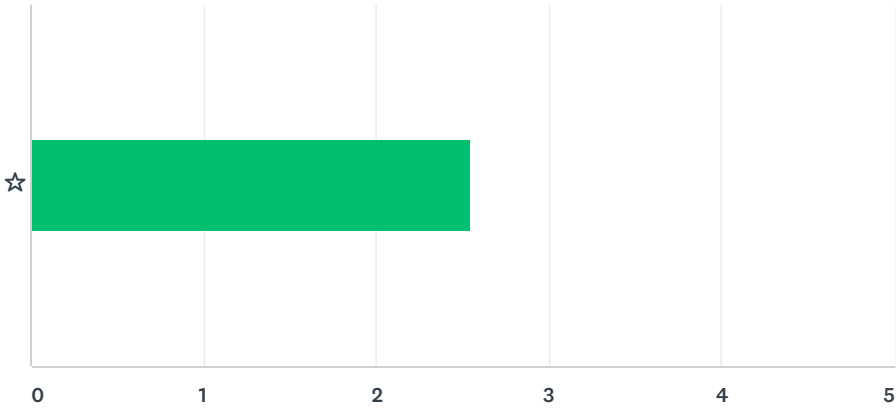
Answered: 542 Skipped: 4



	NEED IMPROVEMENT	SATISFACTORY	GOOD	EXCELLENT	TOTAL	WEIGHTED AVERAGE
☆	30.07% 163	21.59% 117	28.97% 157	19.37% 105	542	2.38

Q8 Rate the R&D Projects of IEM

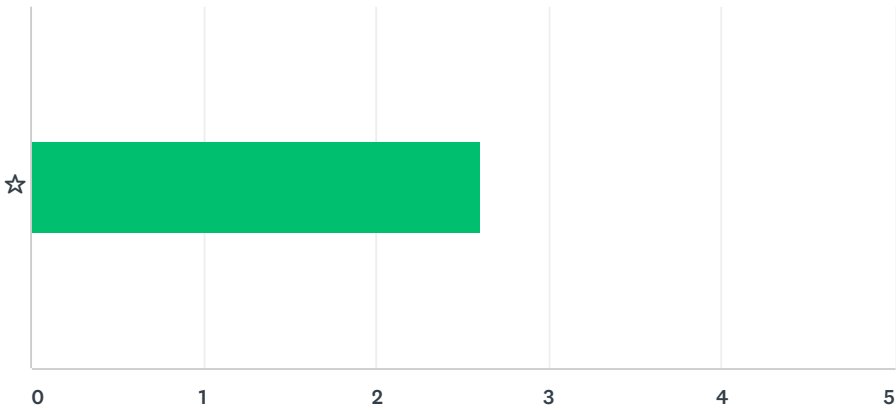
Answered: 508 Skipped: 38



	NEED IMPROVEMENT	SATISFACTORY	GOOD	EXCELLENT	TOTAL	WEIGHTED AVERAGE
☆	20.87% 106	22.24% 113	39.37% 200	17.52% 89	508	2.54

Q9 Rate the faculty effectiveness of IEM in terms of Technical Content

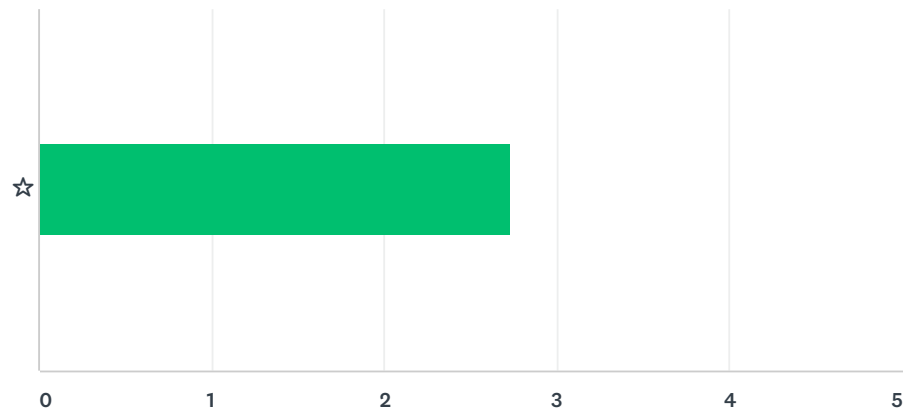
Answered: 533 Skipped: 13



	NEED IMPROVEMENT	SATISFACTORY	GOOD	EXCELLENT	TOTAL	WEIGHTED AVERAGE
☆	17.64% 94	24.02% 128	39.02% 208	19.32% 103	533	2.60

Q10 Rate the faculty effectiveness of IEM in terms of Communication Skills.

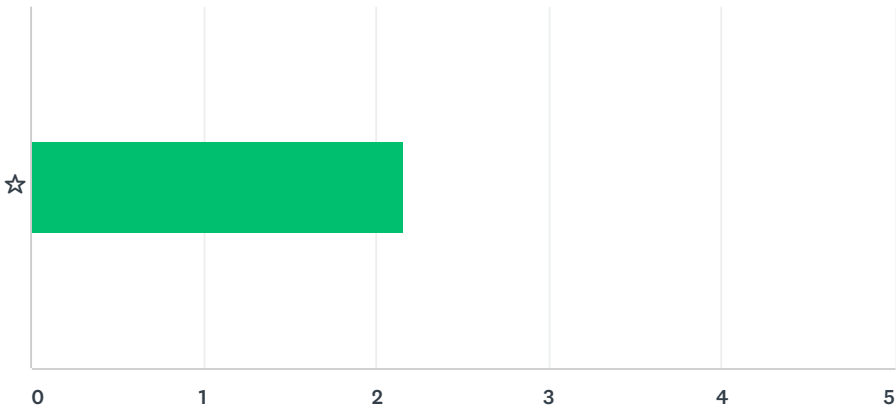
Answered: 541 Skipped: 5



	NEED IMPROVEMENT	SATISFACTORY	GOOD	EXCELLENT	TOTAL	WEIGHTED AVERAGE
☆	14.97% 81	21.07% 114	40.11% 217	23.84% 129	541	2.73

Q11 Rate the Sports & Cultural Activities provided by the Institute.

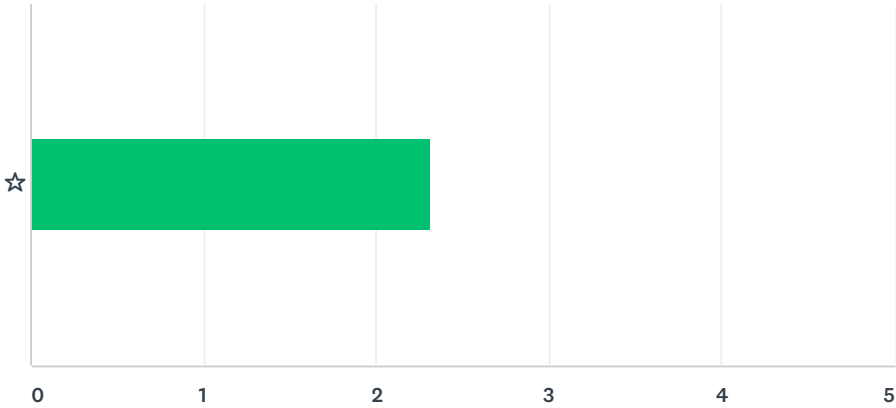
Answered: 535 Skipped: 11



	NEED IMPROVEMENT	SATISFACTORY	GOOD	EXCELLENT	TOTAL	WEIGHTED AVERAGE
☆	35.51% 190	26.54% 142	24.86% 133	13.08% 70	535	2.16

Q12 How do you rate the Health Care Facilities provided by the Institute ?

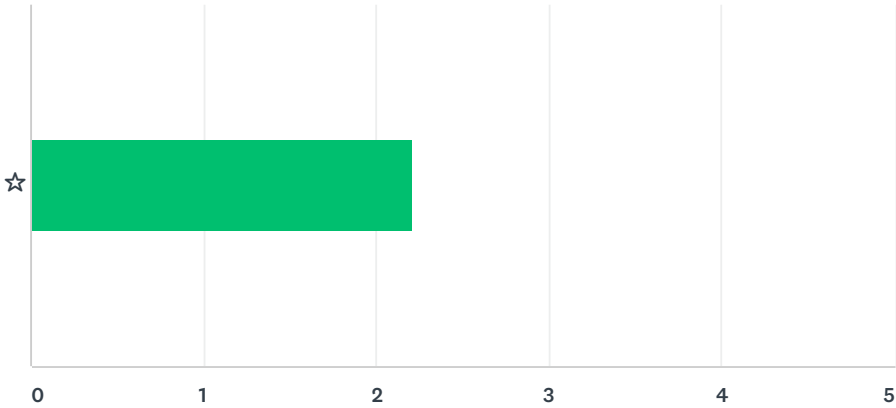
Answered: 517 Skipped: 29



	NEED IMPROVEMENT	SATISFACTORY	GOOD	EXCELLENT	TOTAL	WEIGHTED AVERAGE
☆	25.53% 132	30.95% 160	30.95% 160	12.57% 65	517	2.31

Q13 Rate the Cafeteria of the Institute.

Answered: 532 Skipped: 14



	NEED IMPROVEMENT	SATISFACTORY	GOOD	EXCELLENT	TOTAL	WEIGHTED AVERAGE
☆	35.15% 187	23.50% 125	26.32% 140	15.04% 80	532	2.21

Q14 How could the student's experience at ITEM be improved ?

Answered: 308 Skipped: 238

Q15 Any other comments/suggestion ?

Answered: 233 Skipped: 313

Q1 Alumnus Name

Answered: 4 Skipped: 0

Q2 Department/ Stream/Course

Answered: 4 Skipped: 0

Q3 Year of passing out

Answered: 4 Skipped: 0

Q4 Contact Details

Answered: 4 Skipped: 0

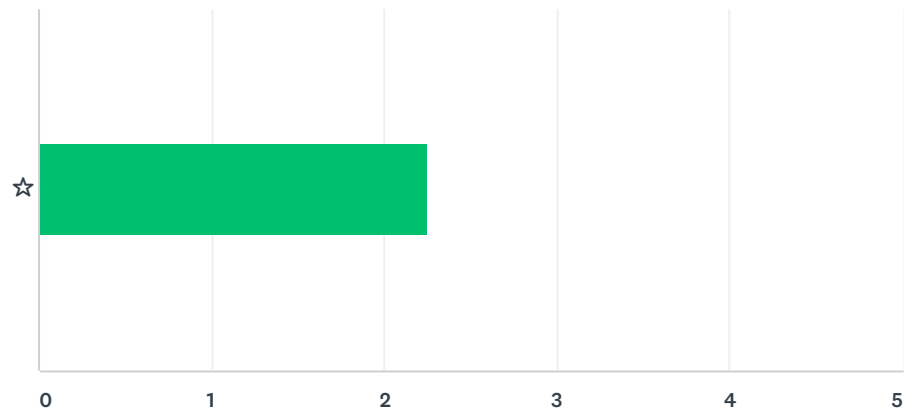
ANSWER CHOICES	RESPONSES	
Name	0.00%	0
Company	0.00%	0
Address	0.00%	0
Address 2	0.00%	0
City/Town	0.00%	0
State/Province	0.00%	0
ZIP/Postal Code	0.00%	0
Country	0.00%	0
Email Address	100.00%	4
Phone Number	100.00%	4

Q5 Present Organization

Answered: 4 Skipped: 0

Q6 How do you rate the contribution by IEM for your overall career growth?

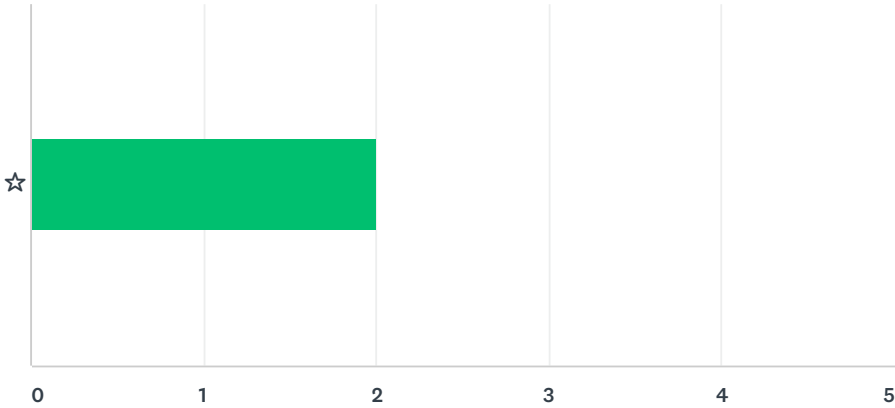
Answered: 4 Skipped: 0



	NEED IMPROVEMENT	SATISFACTORY	GOOD	EXCELLENT	TOTAL	WEIGHTED AVERAGE
☆	25.00% 1	50.00% 2	0.00% 0	25.00% 1	4	2.25

Q7 Rate the Laboratories & Equipment's during your tenure as a student of IEM

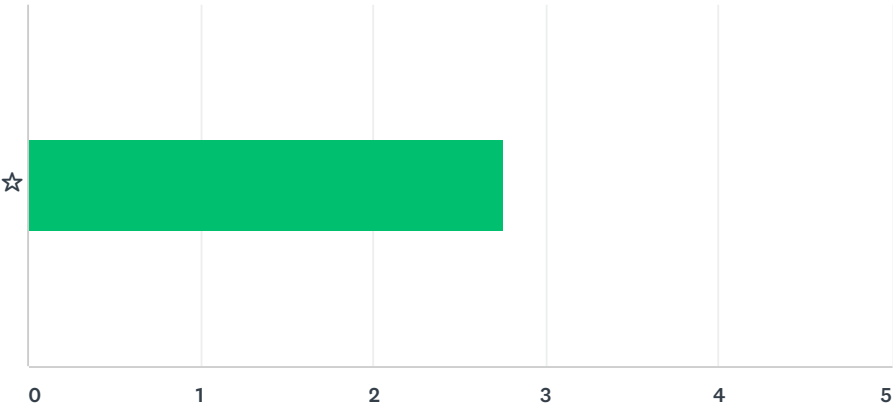
Answered: 4 Skipped: 0



	NEED IMPROVEMENT	SATISFACTORY	GOOD	EXCELLENT	TOTAL	WEIGHTED AVERAGE
☆	25.00% 1	50.00% 2	25.00% 1	0.00% 0	4	2.00

Q8 Rate the Library during your tenure as a student of IEM

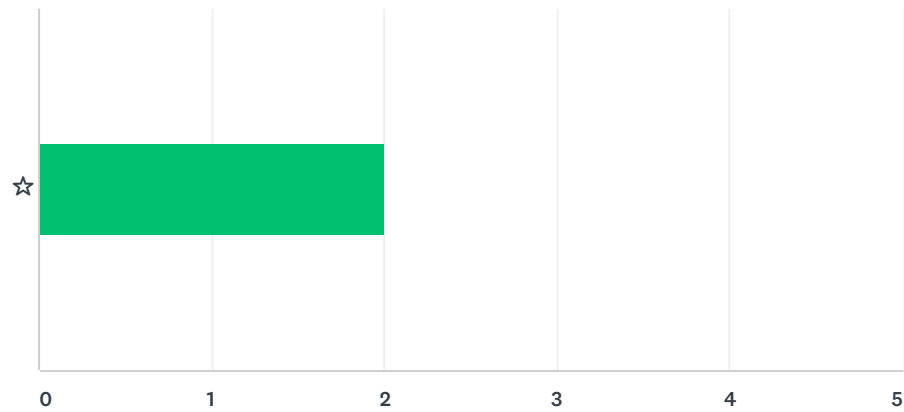
Answered: 4 Skipped: 0



	NEED IMPROVEMENT	SATISFACTORY	GOOD	EXCELLENT	TOTAL	WEIGHTED AVERAGE
☆	0.00% 0	25.00% 1	75.00% 3	0.00% 0	4	2.75

Q9 Rate the Computer Facilities during your tenure as a student of IEM

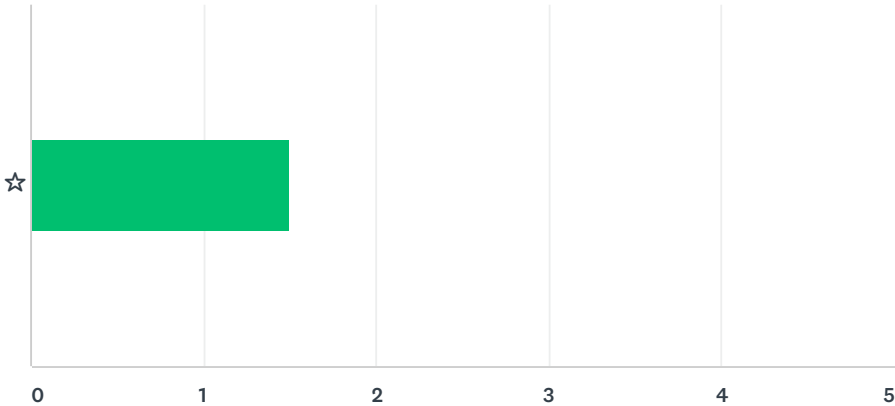
Answered: 4 Skipped: 0



	NEED IMPROVEMENT	SATISFACTORY	GOOD	EXCELLENT	TOTAL	WEIGHTED AVERAGE
☆	0.00% 0	100.00% 4	0.00% 0	0.00% 0	4	2.00

Q10 Rate the Internet & Wi-Fi during your tenure as a student of IEM

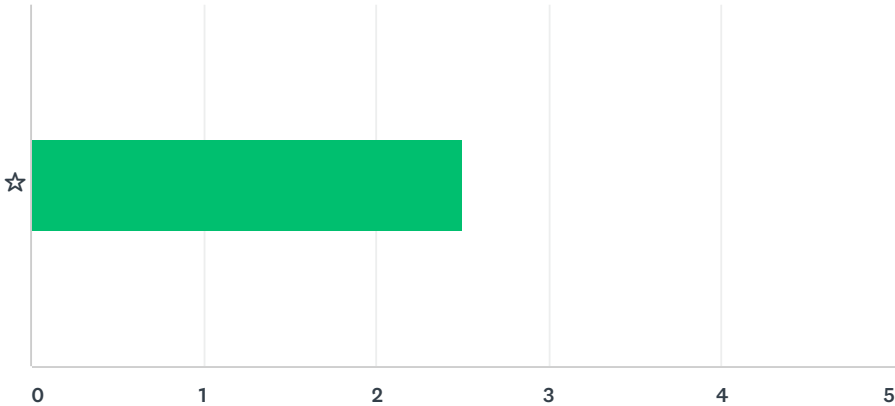
Answered: 4 Skipped: 0



	NEED IMPROVEMENT	SATISFACTORY	GOOD	EXCELLENT	TOTAL	WEIGHTED AVERAGE
☆	50.00% 2	50.00% 2	0.00% 0	0.00% 0	4	1.50

Q11 Rate the R&D Projects during your tenure as a student of IEM

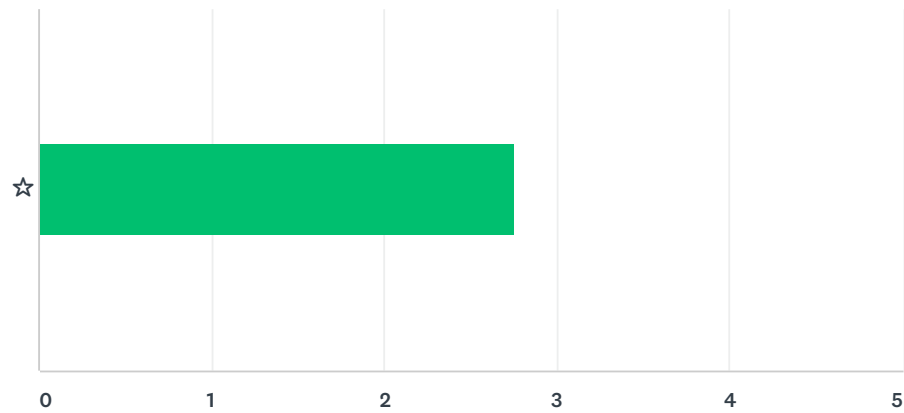
Answered: 4 Skipped: 0



	NEED IMPROVEMENT	SATISFACTORY	GOOD	EXCELLENT	TOTAL	WEIGHTED AVERAGE
☆	25.00% 1	25.00% 1	25.00% 1	25.00% 1	4	2.50

Q12 Rate the Placement provided by the Institute during your tenure as a student of IEM

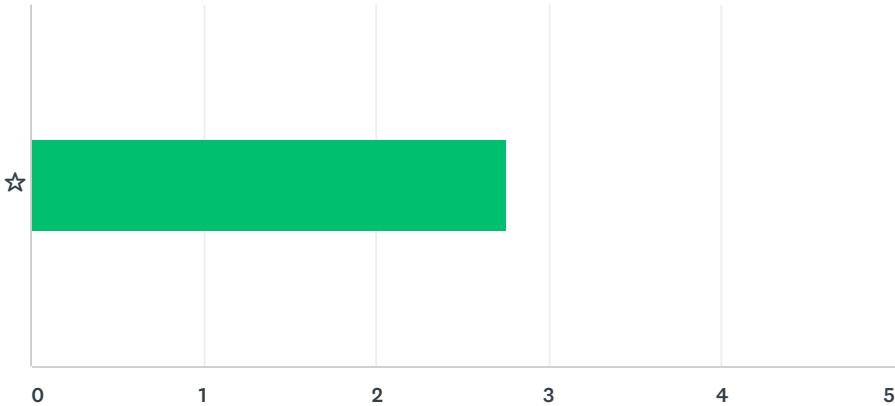
Answered: 4 Skipped: 0



	NEED IMPROVEMENT	SATISFACTORY	GOOD	EXCELLENT	TOTAL	WEIGHTED AVERAGE
☆	25.00% 1	0.00% 0	50.00% 2	25.00% 1	4	2.75

Q13 Rate the faculty during your tenure as a student of IEM

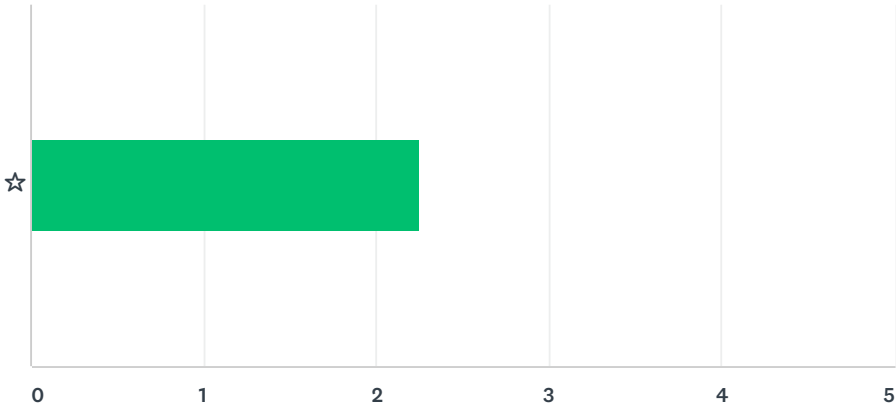
Answered: 4 Skipped: 0



	NEED IMPROVEMENT	SATISFACTORY	GOOD	EXCELLENT	TOTAL	WEIGHTED AVERAGE
☆	0.00% 0	50.00% 2	25.00% 1	25.00% 1	4	2.75

Q14 Rate the alumni meet's & alumni activities of IEM

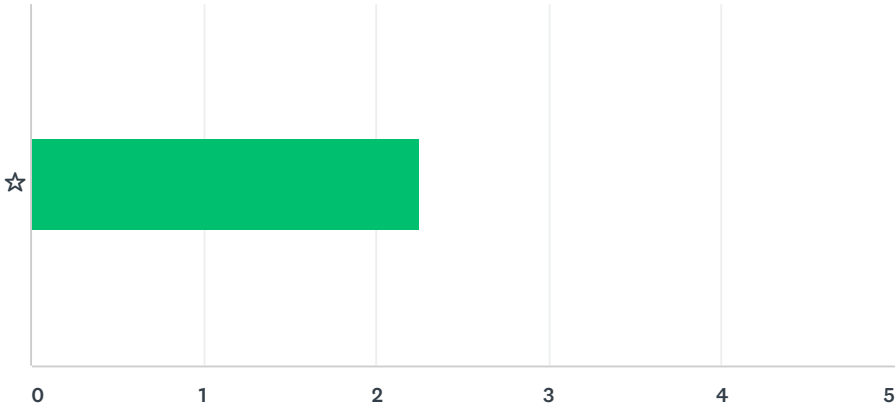
Answered: 4 Skipped: 0



	NEED IMPROVEMENT	SATISFACTORY	GOOD	EXCELLENT	TOTAL	WEIGHTED AVERAGE
☆	50.00% 2	0.00% 0	25.00% 1	25.00% 1	4	2.25

Q15 Rate the Sports & Cultural Activities provided by the Institute during your tenure as a student of IEM

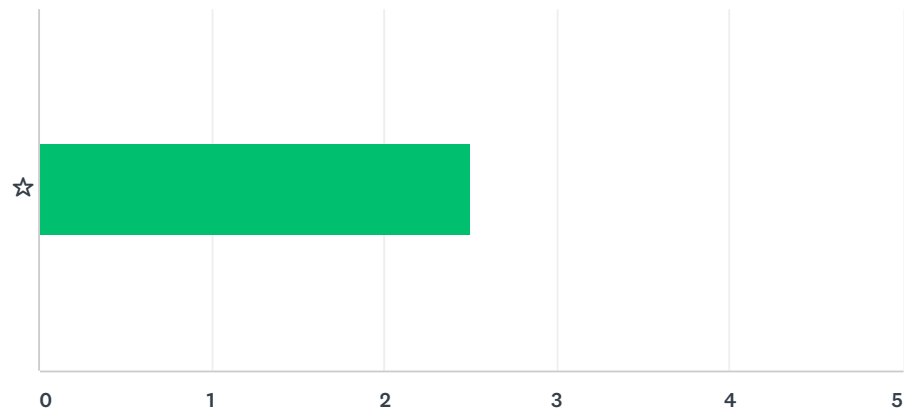
Answered: 4 Skipped: 0



	NEED IMPROVEMENT	SATISFACTORY	GOOD	EXCELLENT	TOTAL	WEIGHTED AVERAGE
☆	25.00% 1	25.00% 1	50.00% 2	0.00% 0	4	2.25

Q16 Rate the Cafeteria of the Institute during your tenure as a student of IEM

Answered: 4 Skipped: 0



	NEED IMPROVEMENT	SATISFACTORY	GOOD	EXCELLENT	TOTAL	WEIGHTED AVERAGE
☆	25.00% 1	25.00% 1	25.00% 1	25.00% 1	4	2.50

Q17 Please mention your memorable moments in IEM ?

Answered: 3 Skipped: 1

Q18 How could the student's experience at ITEM be improved ?

Answered: 2 Skipped: 2

Q19 Any other comments/suggestion ?

Answered: 2 Skipped: 2

Q1 Alumnus Name

Answered: 4 Skipped: 0

Q2 Department/ Stream/Course

Answered: 4 Skipped: 0

Q3 Year of passing out

Answered: 4 Skipped: 0

Q4 Contact Details

Answered: 4 Skipped: 0

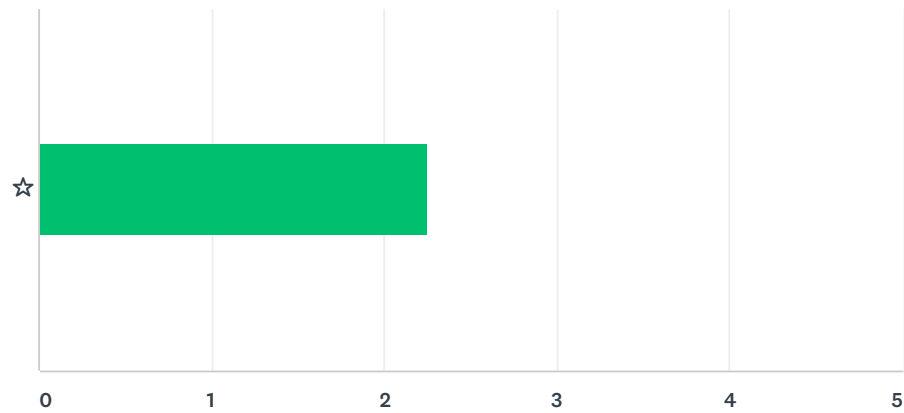
ANSWER CHOICES	RESPONSES	
Name	0.00%	0
Company	0.00%	0
Address	0.00%	0
Address 2	0.00%	0
City/Town	0.00%	0
State/Province	0.00%	0
ZIP/Postal Code	0.00%	0
Country	0.00%	0
Email Address	100.00%	4
Phone Number	100.00%	4

Q5 Present Organization

Answered: 4 Skipped: 0

Q6 How do you rate the contribution by IEM for your overall career growth?

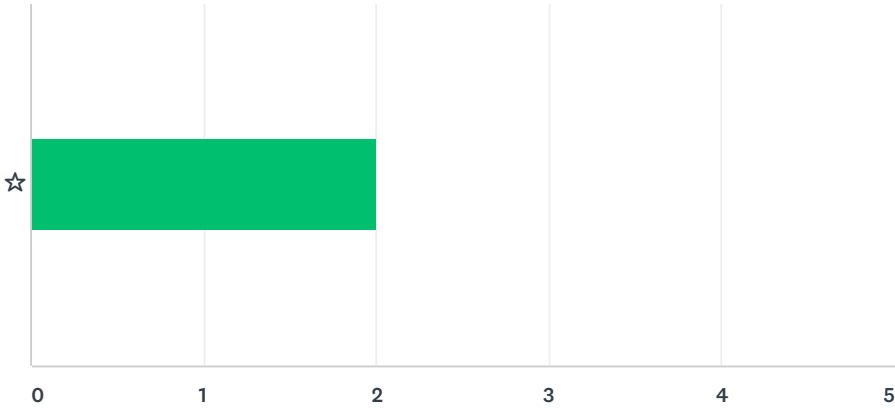
Answered: 4 Skipped: 0



	NEED IMPROVEMENT	SATISFACTORY	GOOD	EXCELLENT	TOTAL	WEIGHTED AVERAGE
☆	25.00% 1	50.00% 2	0.00% 0	25.00% 1	4	2.25

Q7 Rate the Laboratories & Equipment's during your tenure as a student of IEM

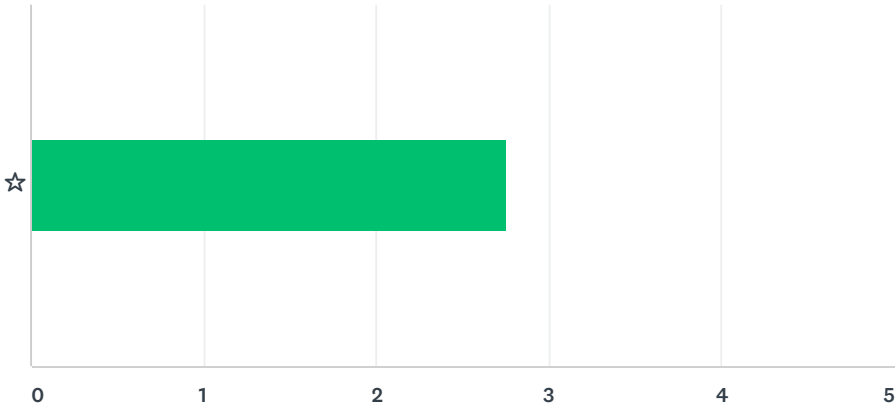
Answered: 4 Skipped: 0



	NEED IMPROVEMENT	SATISFACTORY	GOOD	EXCELLENT	TOTAL	WEIGHTED AVERAGE
☆	25.00% 1	50.00% 2	25.00% 1	0.00% 0	4	2.00

Q8 Rate the Library during your tenure as a student of IEM

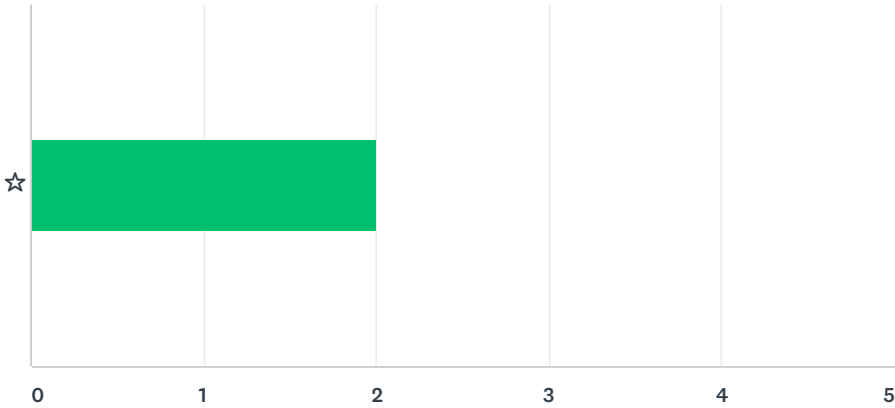
Answered: 4 Skipped: 0



	NEED IMPROVEMENT	SATISFACTORY	GOOD	EXCELLENT	TOTAL	WEIGHTED AVERAGE
☆	0.00% 0	25.00% 1	75.00% 3	0.00% 0	4	2.75

Q9 Rate the Computer Facilities during your tenure as a student of IEM

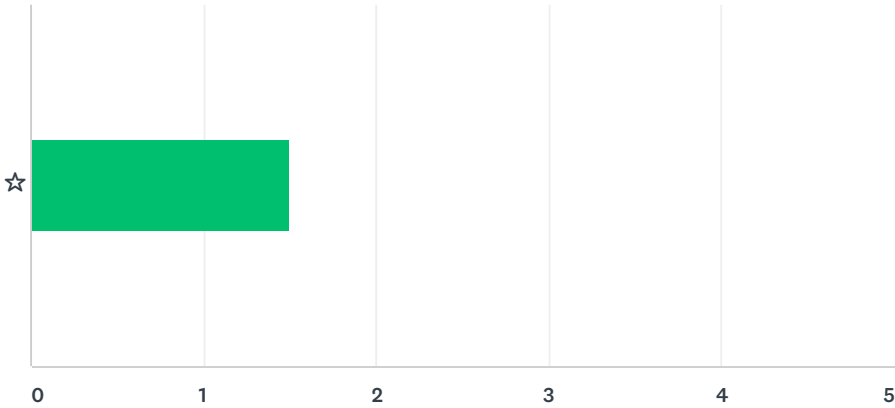
Answered: 4 Skipped: 0



	NEED IMPROVEMENT	SATISFACTORY	GOOD	EXCELLENT	TOTAL	WEIGHTED AVERAGE
☆	0.00% 0	100.00% 4	0.00% 0	0.00% 0	4	2.00

Q10 Rate the Internet & Wi-Fi during your tenure as a student of IEM

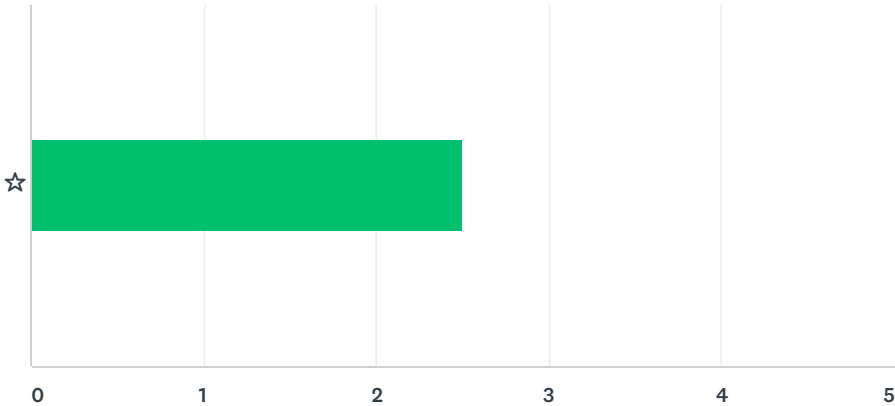
Answered: 4 Skipped: 0



	NEED IMPROVEMENT	SATISFACTORY	GOOD	EXCELLENT	TOTAL	WEIGHTED AVERAGE
☆	50.00% 2	50.00% 2	0.00% 0	0.00% 0	4	1.50

Q11 Rate the R&D Projects during your tenure as a student of IEM

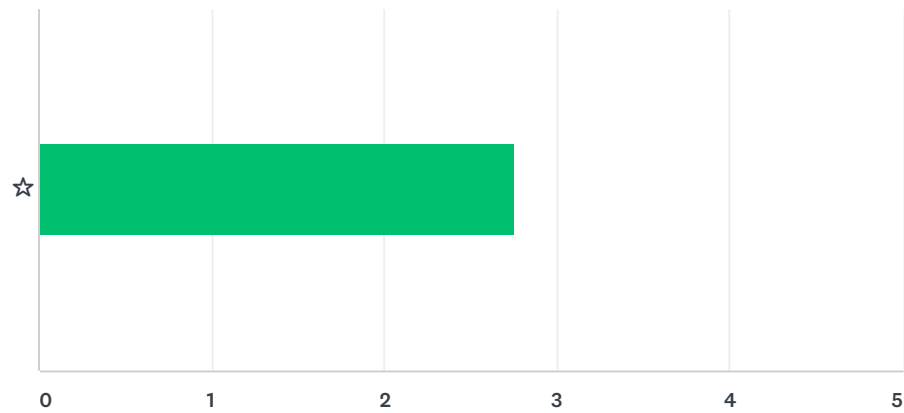
Answered: 4 Skipped: 0



	NEED IMPROVEMENT	SATISFACTORY	GOOD	EXCELLENT	TOTAL	WEIGHTED AVERAGE
☆	25.00% 1	25.00% 1	25.00% 1	25.00% 1	4	2.50

Q12 Rate the Placement provided by the Institute during your tenure as a student of IEM

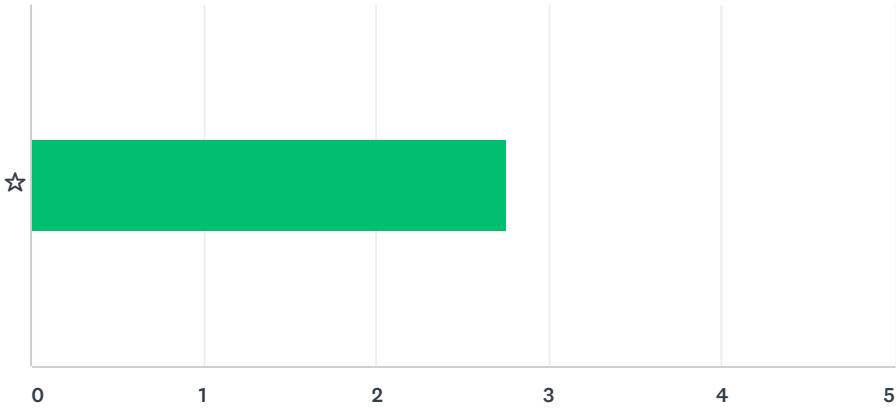
Answered: 4 Skipped: 0



	NEED IMPROVEMENT	SATISFACTORY	GOOD	EXCELLENT	TOTAL	WEIGHTED AVERAGE
☆	25.00% 1	0.00% 0	50.00% 2	25.00% 1	4	2.75

Q13 Rate the faculty during your tenure as a student of IEM

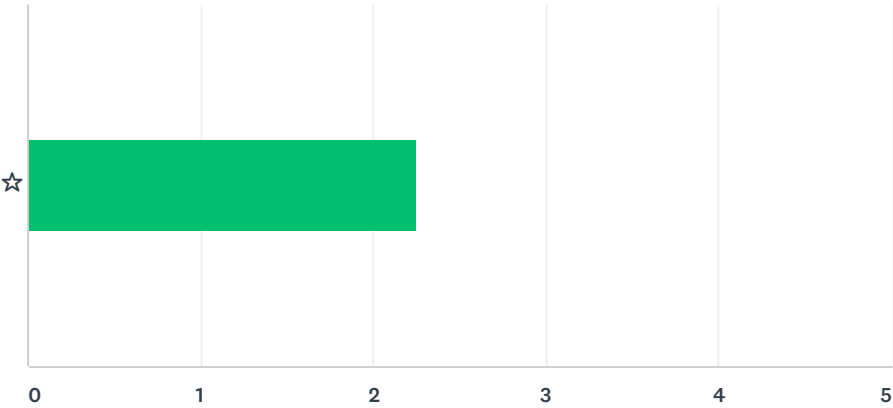
Answered: 4 Skipped: 0



	NEED IMPROVEMENT	SATISFACTORY	GOOD	EXCELLENT	TOTAL	WEIGHTED AVERAGE
☆	0.00% 0	50.00% 2	25.00% 1	25.00% 1	4	2.75

Q14 Rate the alumni meet's & alumni activities of IEM

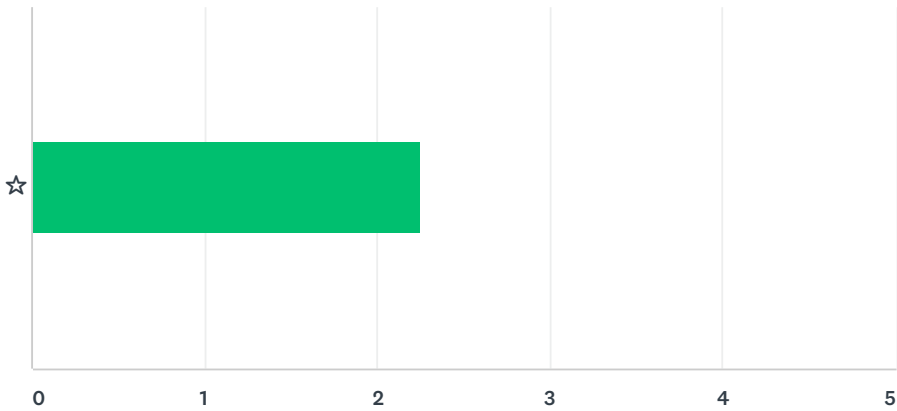
Answered: 4 Skipped: 0



	NEED IMPROVEMENT	SATISFACTORY	GOOD	EXCELLENT	TOTAL	WEIGHTED AVERAGE
☆	50.00% 2	0.00% 0	25.00% 1	25.00% 1	4	2.25

Q15 Rate the Sports & Cultural Activities provided by the Institute during your tenure as a student of IEM

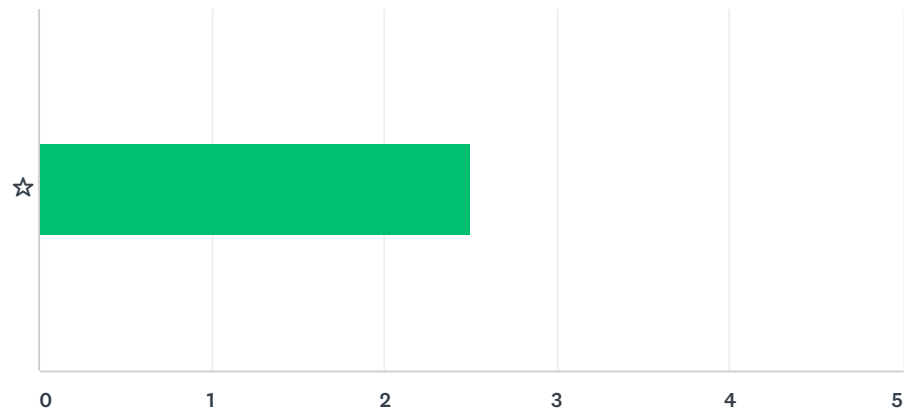
Answered: 4 Skipped: 0



	NEED IMPROVEMENT	SATISFACTORY	GOOD	EXCELLENT	TOTAL	WEIGHTED AVERAGE
☆	25.00% 1	25.00% 1	50.00% 2	0.00% 0	4	2.25

Q16 Rate the Cafeteria of the Institute during your tenure as a student of IEM

Answered: 4 Skipped: 0



	NEED IMPROVEMENT	SATISFACTORY	GOOD	EXCELLENT	TOTAL	WEIGHTED AVERAGE
☆	25.00% 1	25.00% 1	25.00% 1	25.00% 1	4	2.50

Q17 Please mention your memorable moments in IEM ?

Answered: 3 Skipped: 1

Q18 How could the student's experience at ITEM be improved ?

Answered: 2 Skipped: 2

Q19 Any other comments/suggestion ?

Answered: 2 Skipped: 2

Q1 Your Name

Answered: 6 Skipped: 0

Q2 Email

Answered: 6 Skipped: 0

Q3 Name of Your Company

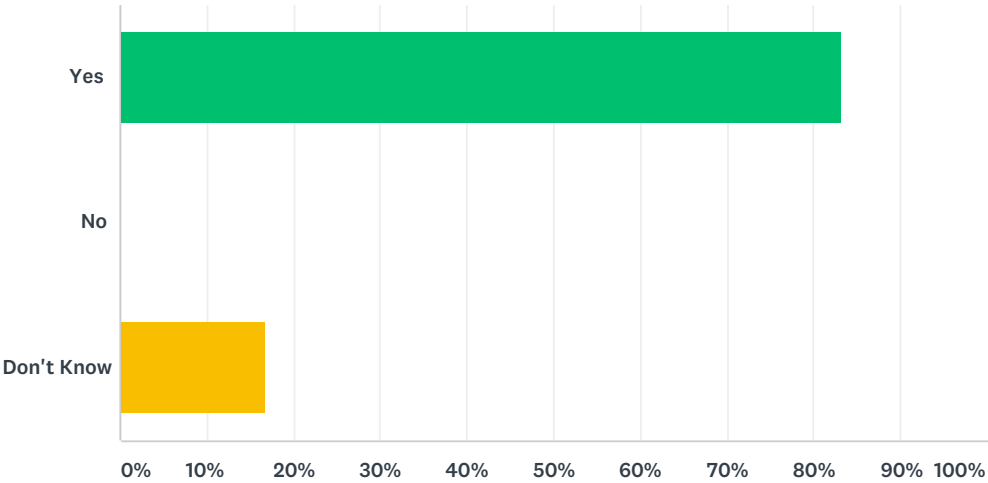
Answered: 6 Skipped: 0

Q4 Your Designation

Answered: 6 Skipped: 0

Q5 Do you believe that the courses which are being delivered by IEM are helpful to the students in the relevant industries?

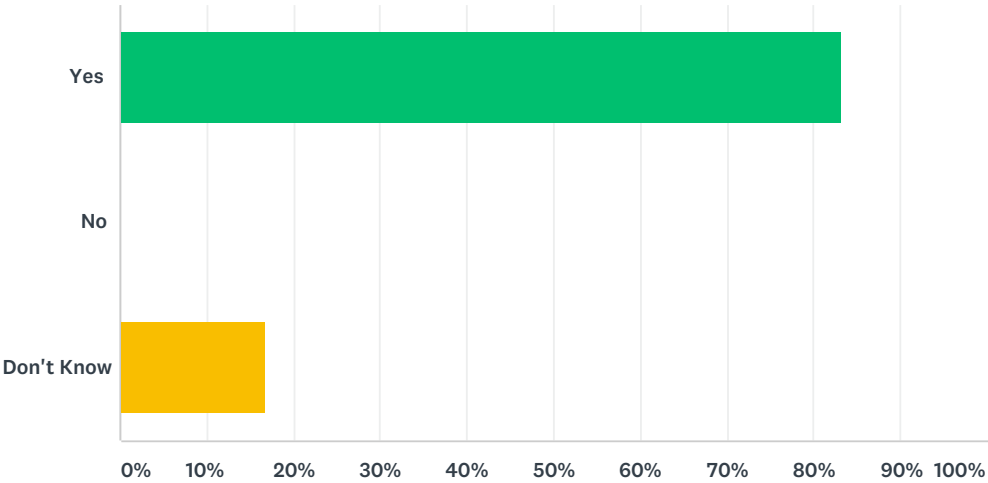
Answered: 6 Skipped: 0



ANSWER CHOICES		RESPONSES	
Yes		83.33%	5
No		0.00%	0
Don't Know		16.67%	1
TOTAL			6

Q6 Do you believe that the courses which are being delivered by IEM meet your company needs?

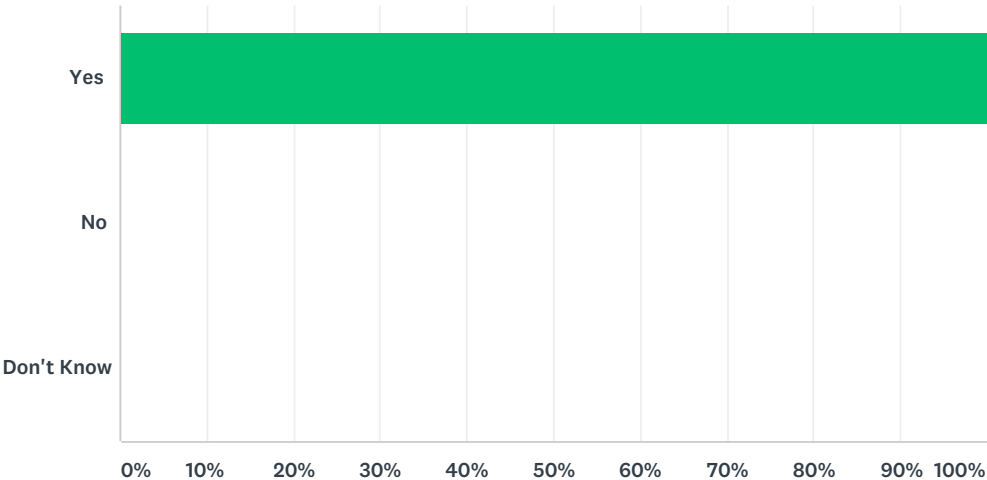
Answered: 6 Skipped: 0



ANSWER CHOICES		RESPONSES	
Yes		83.33%	5
No		0.00%	0
Don't Know		16.67%	1
TOTAL			6

Q7 Do you believe the courses that IEM provide make students sufficiently aware of the expectations you would have of them as an employer?[e.g. punctuality, able to use initiative, able to take directions...]

Answered: 6 Skipped: 0



ANSWER CHOICES	RESPONSES	
Yes	100.00%	6
No	0.00%	0
Don't Know	0.00%	0
TOTAL		6

Q8 Any other comments or suggestions?

Answered: 6 Skipped: 0

Q1 Your Name

Answered: 2 Skipped: 0

Q2 Contact Number

Answered: 2 Skipped: 0

Q3 Name of Your Child/Children

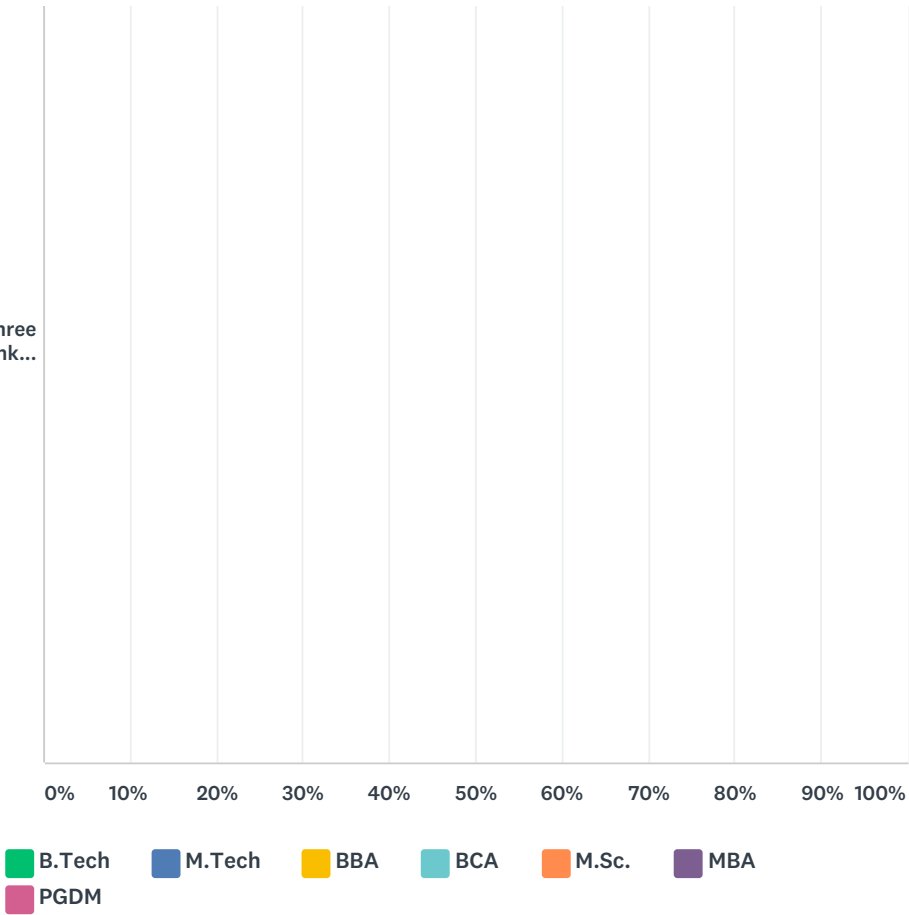
Answered: 2 Skipped: 0

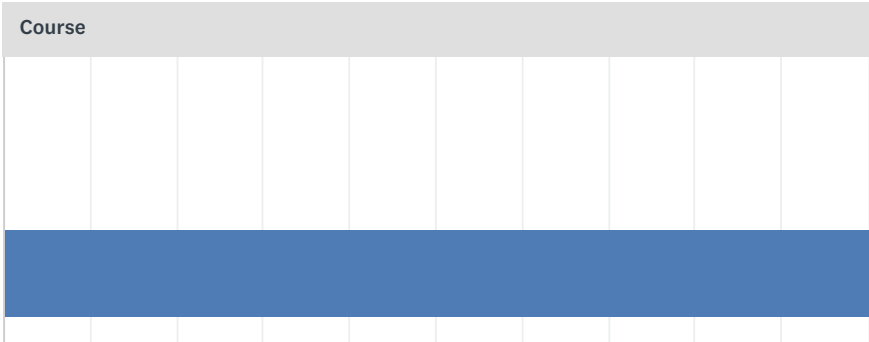
Q4 What year is your child/are your children in?


Answered: 2 Skipped: 0

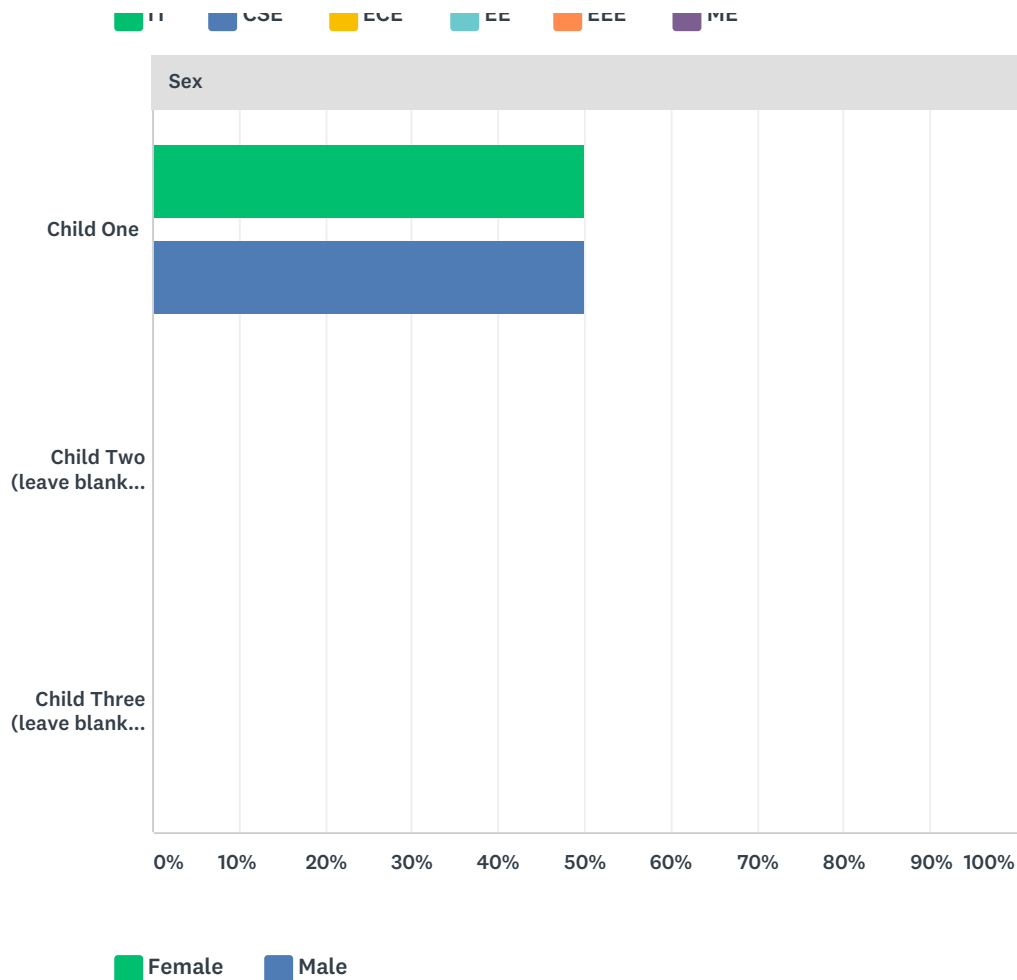
Stream									
Child One									
Child Two (leave blank...									

Child Three
(leave blank...







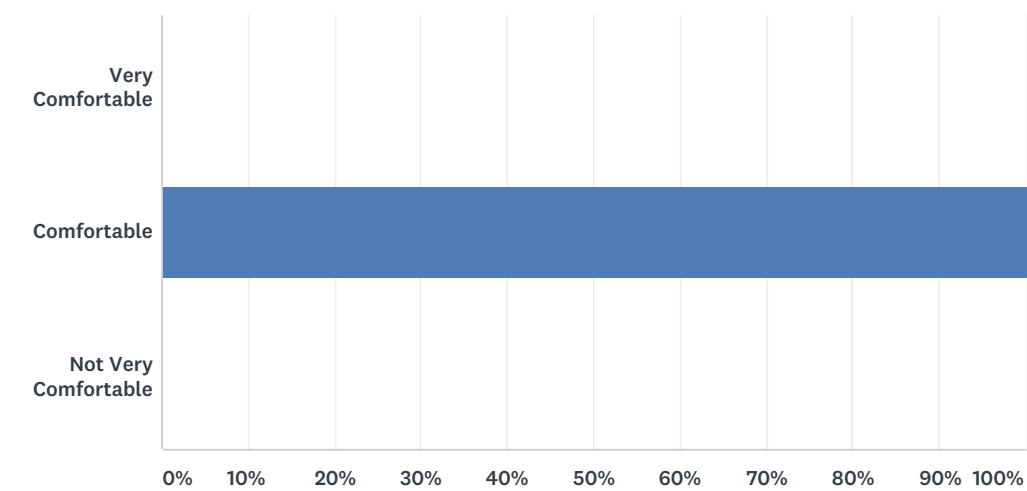


Stream								
	B.TECH	M.TECH	BBA	BCA	M.SC.	MBA	PGDM	TOTAL
Child One	100.00% 2	0.00% 0	0.00% 0	0.00% 0	0.00% 0	0.00% 0	0.00% 0	2
Child Two (leave blank if not applicable)	0.00% 0	0.00% 0	0.00% 0	0.00% 0	0.00% 0	0.00% 0	0.00% 0	0
Child Three (leave blank if not applicable)	0.00% 0	0.00% 0	0.00% 0	0.00% 0	0.00% 0	0.00% 0	0.00% 0	0
Year								
	1ST YEAR	2ND YEAR	3RD YEAR	4TH YEAR	TOTAL			
Child One	100.00% 2	0.00% 0	0.00% 0	0.00% 0	2			
Child Two (leave blank if not applicable)	0.00% 0	0.00% 0	0.00% 0	0.00% 0	0			
Child Three (leave blank if not applicable)	0.00% 0	0.00% 0	0.00% 0	0.00% 0	0			
Course								
	IT	CSE	ECE	EE	EEE	ME	TOTAL	
Child One	0.00% 0	100.00% 2	0.00% 0	0.00% 0	0.00% 0	0.00% 0	2	
Child Two (leave blank if not applicable)	0.00% 0	0.00% 0	0.00% 0	0.00% 0	0.00% 0	0.00% 0	0	
Child Three (leave blank if not applicable)	0.00% 0	0.00% 0	0.00% 0	0.00% 0	0.00% 0	0.00% 0	0	

Sex			
	FEMALE	MALE	TOTAL
Child One	50.00% 1	50.00% 1	2
Child Two (leave blank if not applicable)	0.00% 0	0.00% 0	0
Child Three (leave blank if not applicable)	0.00% 0	0.00% 0	0

Q5 How comfortable do you feel about approaching the college about issues or concerns you may have?

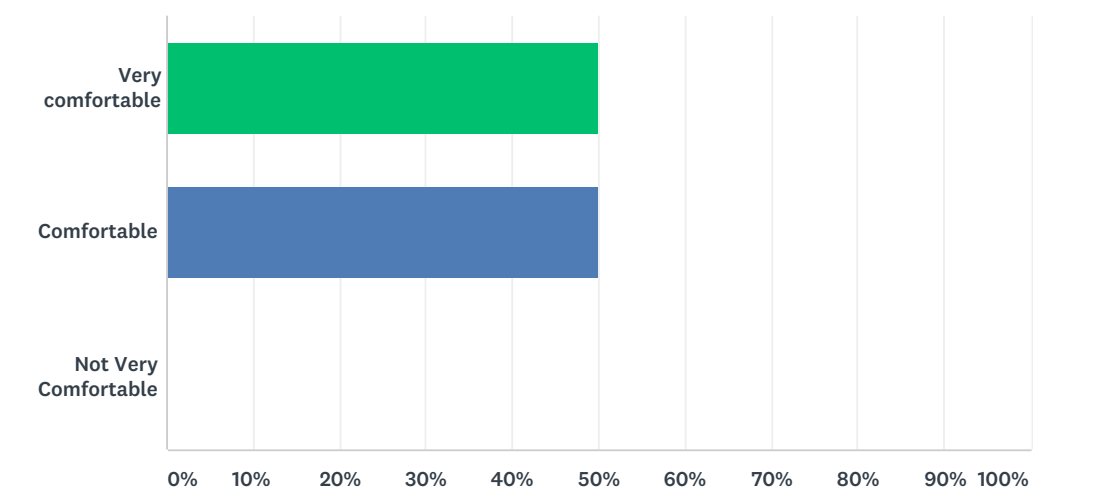
Answered: 2 Skipped: 0



ANSWER CHOICES	RESPONSES	
Very Comfortable	0.00%	0
Comfortable	100.00%	2
Not Very Comfortable	0.00%	0
TOTAL		2

Q6 How satisfied you are by admitting your ward in IEM ?

Answered: 2 Skipped: 0



ANSWER CHOICES		RESPONSES	
Very comfortable		50.00%	1
Comfortable		50.00%	1
Not Very Comfortable		0.00%	0
TOTAL			2

Q7 Please feel free to raise any questions, concerns, comments or feedback.

Answered: 1 Skipped: 1